
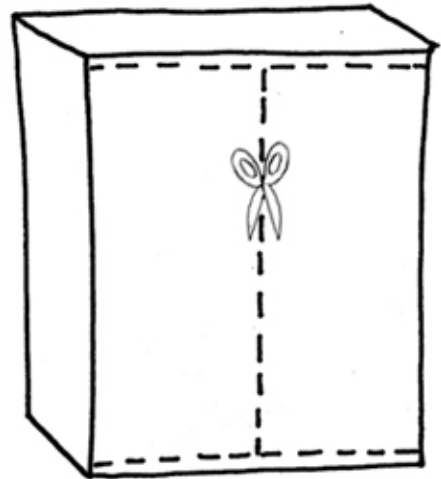


PUPPET THEATRE


Here's an easy way to make your own puppet theatre. Use a rectangular box such as a cereal box, and follow the instructions below. Remember to get an adult to help you when you cut the box!



1) Cut a square out of the front of the box.



2) Cut out the back in two sections so that it can fold out.



3) Attach a curtain to the top (you can use a scrap of fabric or even a paper towel). Decorate your theatre and you're ready to go!